

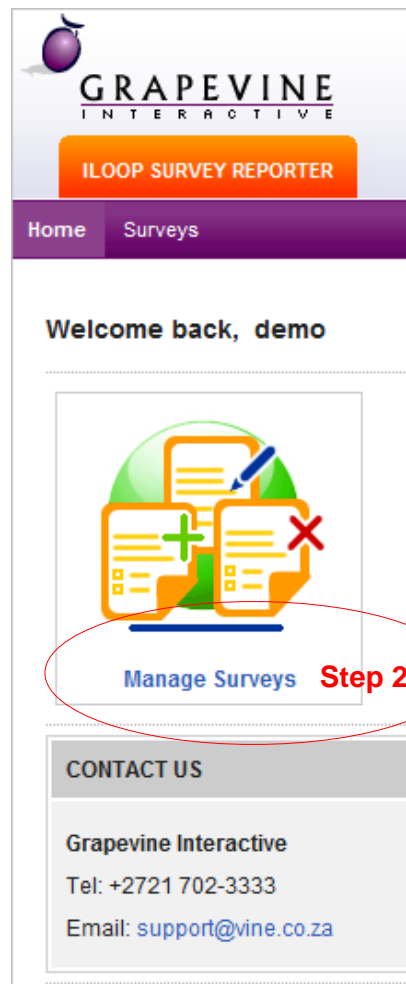
In Grapevine's Survey Reporter you can view the responses to your surveys as soon as people have submitted them. You can then export the responses to an Excel file where you can sort and analyse them.

Manage and analyse your surveys in 4 quick steps:

Step 1. In your web browser, go to <http://gvrhapp0.vine.co.za/surveyReporter>. Log in to Survey Reporter using the username and password emailed to you by Grapevine. Username and password are case-sensitive.



Step 2. To view your surveys, on the **Home** page, click **Manage Surveys**.




Step 3: To view the responses to a specific survey, in the **Survey** column, click a survey name, e.g. SurveyDemo.




If you delete a survey, the responses are permanently deleted and are not recoverable.

Manage Surveys

 Advanced Search

Advanced Search Hide



Delete

One item found. 1


	DATE CREATED	Step 3 SURVEY	USER
<input type="checkbox"/>	2009-11-27 16:33:29.579	SurveyDemo	demo


Step 4. To export responses to a spreadsheet application where you can sort and analyse them, click the **Export the results to CSV** link.

View Survey - SurveyDemo

Date created: 27 November 2009 16:33
 Owner:* demo
 Company:* Grapevine Interactive

Total Respondents: 23
First Entry: 27 November 2009 16:33
Last Entry: 29 January 2010 13:19

 **Step 4**
 Export the results to CSV

 [Go Back](#)

CREATED DATE	DOB	EMAIL	NAME	MSISDN	GENDER	SURVEY_NAME	REGION	SURNAME
2009-11-27 16:33	04-07-89	fred@stone.com	Fred	0821231231	Male	SurveyDemo	Mpumalanga	Flintstone
2009-11-30 09:03	19-03-75	dominic@vine.co.za	Dominic	0846699353	Male	SurveyDemo	Western-Cape	Naiker